




UDL Now! Intro to UDL

Self-Directed Course

30 continuing education hours

Course Designer	
 Katie Novak https://bit.ly/m/NovakEducation	<p>Katie Novak, Ed.D., is an internationally renowned educational consultant, adjunct instructor at the University of Pennsylvania, best-selling author, and founder of Novak Educational Consulting. With over 20 years of experience in education, Novak has authored 16 books, including best-sellers <i>UDL Now!</i>, <i>The Shift to Student-Led</i>, and <i>Elevating Educational Design With AI</i>. With a global reach spanning 33 states and 28 countries, Novak's guidance has significantly shaped educational practices on an international scale.</p>

Course Description

This self-facilitated course will introduce the key concepts of Universal Design for Learning (UDL), and give you the knowledge you need to start identifying and eliminating barriers that prevent all learners from succeeding in your learning environment. Each module will include a variety of materials to increase options for representation and increase engagement throughout the course. You will dive into the why, the what, and the how of UDL and learn how UDL creates more accessible and equitable learning environments for all. Whether you teach Pre-K or higher ed, throughout the course, there will be numerous opportunities to experience and practice the principles of UDL.

Course Text

[*UDL Now!: A Teacher's Guide to Applying Universal Design for Learning in Today's Classrooms. Third Edition*](#)



- Buy single or bulk copies through [CAST Publishing](#)
- Purchase through [Amazon/Kindle](#)/Audiobooks available including [Audible](#)


Course Objectives & Learning Outcomes

- Educators will dive into the theory and practice of Universal Design for Learning
- Educators will explore how UDL is used as a framework for inclusive practice that allows for more accessible and equitable learning environments

- Educators will learn strategies to design learning experiences using UDL best practices

Course Modules

MODULE	Topics
	<p>Module 1 You Can't Do It Alone. Community and Collaboration</p> <p>Objectives</p> <ul style="list-style-type: none"> • Understand the importance of collaboration in the process of implementing UDL • Understand the role Professional Learning Communities play in UDL implementation and your professional development • Research PLC options and determine which would best support continuous growth in your school <p>Essential Question</p> <p><i>Why do collaboration and PLCs play a critical role in becoming more reflective and effective educators?</i></p> <p>Activities</p> <ol style="list-style-type: none"> 1. Watch the module videos with Katie Novak 2. Explore resources from each module lesson <ul style="list-style-type: none"> ○ Lesson 1: The Importance of Community and Collaboration ○ Lesson 2: Professional Learning Communities and UDL ○ Lesson 3: Instructional Rounds - includes an activity to view teacher practice and reflect on your own practice 3. Take the module assessment to assess what you have learned so you can move on to the next learning module. 4. OPTIONAL: Post to the unmoderated discussion forum.
	<p>Module 2: UDL and Equity</p> <p>Objectives</p> <ul style="list-style-type: none"> • Understand the difference between equality and equity • Understand why inclusion is necessary to improve student outcomes • Understand the importance of setting high expectations for creating equitable learning environments

	<ul style="list-style-type: none"> • Understand the concepts of variability and barriers in education • Understand why we must proactively remove barriers and plan for variability to create inclusive environments <p>Essential Questions</p> <ul style="list-style-type: none"> • <i>How can you implement Universal Design for Learning to design learning opportunities that remove barriers and embrace variability in inclusive classrooms?</i> • <i>Why is UDL important for creating an equitable, inclusive learning environment?</i> <p>Activities</p> <ol style="list-style-type: none"> 1. Watch the module videos with Katie Novak 2. Explore resources from each module lesson <ul style="list-style-type: none"> ○ Lesson 1: Equity vs Equality ○ Lesson 2: Inclusion vs Inclusive Practice ○ Lesson 3: High Expectations ○ Lesson 4: Learner Variability ○ Lesson 5: What is UDL? 3. Take the module assessment to assess what you have learned to move on to the next learning module 4. OPTIONAL: Post to the unmoderated discussion forum.
	<p>Module 3: Differentiating Between UDL and Differentiated Instruction</p> <p>Objectives</p> <ul style="list-style-type: none"> • Understand how UDL and differentiated instruction are different frameworks and how they work together to support the needs of all students in inclusive classrooms. <p>Essential Question</p> <p><i>How do UDL and differentiated instruction work together to ensure all students in a classroom learn at high levels?</i></p> <p>Activities</p> <ul style="list-style-type: none"> • Watch the introductory video with Katie • Explore 2-3 resources from each lesson to deepen your learning <ul style="list-style-type: none"> ○ Lesson 1 - Diving Into Differences in UDL and DI • Take the module assessment to assess your learning and move on to the next module. • OPTIONAL: Post to the unmoderated discussion forum.

4

Module 4: Recruiting and Engaging Learners

Objectives

- Understand how engagement is critical to building learner agency
- Learn specific strategies for supporting student engagement in your learning environment as you co-create the learning environment.

Essential Question

How can I, as an educator, help to build learner engagement?

Activities

1. Watch the introductory video with Katie
2. Explore 2-3 resources from each lesson to deepen your learning
 - Lesson 1 The Engagement Principle
 - Lesson 2 Welcoming Interests and Identities
 - Lesson 3 Sustaining Effort and Persistence
 - Lesson 4 Emotional Capacity
3. Take the module assessment to assess your learning and move on to the next module.
4. OPTIONAL: Post to the unmoderated discussion forum.

5

Module 5: The Power of Learner Agency

Objectives

- Understand how to build learner agency.

Essential Question

How can educators design learning environments and create feedback loops so all students have learner agency?

Activities

1. Watch the introductory video with Katie
2. Explore 2-3 resources from each section lesson to deepen your learning (2-3 hours)
 - Lesson 1: What is learner agency?
 - Lesson 2: Why do we need students to have agency?
 - Lesson 3: Assessments and Reflection to Drive Learner Agency
3. Take the module assessment to assess your learning and move on to the next module.
4. OPTIONAL: Post to the unmoderated discussion forum.

6

Module 6: Firm Goals and UDL Implementation

Objectives

- Understand what is meant by construct relevance and its relationship to firm goals
- Understand how to universally design rubrics to support student self-reflection and growth

Essential Question

How can an understanding of "firm goals" help to create flexible pathways and clear success criteria?

Activities

1. Watch the introductory video with Katie
2. Explore 2-3 resources from each section lesson to deepen your learning
 - Lesson 1 - Firm Goals, Flexible Means
 - Lesson 2 - Universally Designed Grading
3. Take the module assessment to assess your learning and move on to the next module.
4. OPTIONAL: Post to the unmoderated discussion forum.

7

Module 7: Unpacking Choice and Voice

Objectives

- Understand how to provide construct-relevant choices that minimize barriers to learning.
- Understand what is meant by "the paradox of choice."
- Consider practices to optimize student voice and be prepared to implement a new strategy in your learning environment.

Essential Question

How can we design learning environments that optimize student choice and voice?

Activities

1. Watch the introductory video with Katie
2. Explore 2-3 resources from each section lesson to deepen your learning
 - a. Lesson 1 - The Power and Paradox of Choice
 - b. Lesson 2 - Optimizing Student Voice
3. Take the module assessment to assess your learning and move on to the next module.
4. OPTIONAL: Post to the unmoderated discussion forum.

8

Module 8: But What About Standardized Assessments?

Objectives

- Learn that preparing learners for standardized assessments is not the same as "teaching to the test"
- Learn how to universally design lessons and learning environments that prepare students for success on more inaccessible measures

Essential Question

How can we universally design our classrooms so that all learners have equitable opportunities to be successful on more standardized measures?

Activities

1. Watch the introductory video with Katie
2. Explore 2-3 resources from each section lesson to deepen your learning
 - Lesson 1: Don't Teach to the Test
3. Take the module assessment to assess your learning and move on to the next module.
4. If you haven't posted to the unmoderated course discussion board, now is the time, especially if you aren't connecting with other teachers in your district implementing UDL.