



Embedding Culturally Responsive Pedagogy & UDL into Instructional Design and Practice

45 continuing education hours

Course Description

Teachers have incredible power and privilege to make choices about curriculum and instructional design - choices that can elevate their students - or make them feel small and like they don't belong. We cannot take this privilege lightly. If we truly want to be inclusive in our districts, schools, and classrooms, we must proactively plan for student variability and diversity, and honor student identities and cultures so that we can create learning experiences that are authentic, meaningful, and linguistically appropriate. In this course, we will explore how we can use the best practices of culturally responsive and sustaining teaching techniques alongside Universal Design for Learning (UDL) to create powerful instructional experiences that help students feel like school was created for them and give them the will and motivation to succeed and excel.

Course Objectives & Learning Outcomes

- Be able to identify cultural barriers in lesson design and instruction that could interfere with student engagement and understanding.
- Know how to incorporate opportunities in classroom environments for students to share their stories and backgrounds and get a glimpse into other's lived experiences.
- Be able to explain the role of our attitudes, beliefs, and biases in how students perceive and learn, and understand how to interrupt and adapt them so we are more inclusive and equitable in our learning environments.

Evaluation & Grading Policy


The assignment/discussion forum accepts all file types, so you can contribute in writing, audio, video, or with a visual. You can also post infographics, PDFs, audio and video files, and/or multimedia presentations and we challenge you to stretch your learning and try new ways to convey your fab ideas! In each module, we will give you some options for response, but always welcome you to share your own idea for assessment if none of the options seem like the right fit for you. We want you to be innovative, creative, and take risks!

Assignments/Discussions will be graded based upon the following rubric:



Assignments will be an opportunity to bring together everything you have learned within a module. We will encourage you to **create** an amazing product or post to share with your **network**! Take a **risk** and share your learning in a new way - lots of options and choices available! We will provide feedback based on this single-point rubric!



 Killing it! Evidence of going above and beyond answering the essential question	 You Got This! The target/goal criteria	 Not Yet Evidence of working toward answering the essential question
	Product is an original creation that: <ul style="list-style-type: none"> • models an understanding of UDL • is clearly organized • answers the essential question of the module • is appropriate for the task, purpose, and audience. 	
1 point Meeting the standard, or going above and beyond, will earn you the full point value for the assignment.		

Course Schedule/Modules

MODULE	Topics
	<p>Module 1: Moving Beyond Cultural Responsiveness</p> <p>Objectives</p> <ul style="list-style-type: none"> • Understand the distinction between culturally responsive and sustaining practices. • Be able to explain how being culturally responsive is critical to removing barriers to learning through the lens of UDL. <p>Essential Question</p> <ul style="list-style-type: none"> • <i>What does it mean to be culturally responsive and sustaining in our learning environment and why is it important?</i> <p>Module Lessons</p> <ul style="list-style-type: none"> • Lesson 1: Culturally Responsive Teaching • Lesson 2: Culturally Sustaining Pedagogy


	<p>Activities</p> <ul style="list-style-type: none"> • Watch a short video introducing the module • Explore 2-3 resources from each lesson within the module to deepen your knowledge and understanding of the module objectives • Connect with your colleagues about this module on the online discussion boards! • Complete the module assignment: Reflection on culturally responsive and sustaining teaching.
<p style="text-align: center;">2</p>	<p>Module 2: Safety & Belongingness, and Stories of Self</p> <p>Objectives</p> <ul style="list-style-type: none"> • Understand the brain science behind feeling safe and a sense of belonging. • Be able to explain the role of identity in learning and creating a sense of belonging. • Know how to create a learning environment that minimizes threats and distractions, and promotes student belonging, to increase engagement and accessibility. <p>Essential Question</p> <ul style="list-style-type: none"> • <i>Why is it important to create a sense of safety and belongingness in our learning environments and how can we do this?</i> <p>Module Lessons</p> <ul style="list-style-type: none"> • Lesson 1: The Brain Science of Safety • Lesson 2: Building Safe Learning Environments • Lesson 3: Creating a Sense of Belonging through Stories <p>Activities</p> <ul style="list-style-type: none"> • Watch a short video introducing the module • Explore 2-3 resources from each lesson within the module to deepen your knowledge and understanding of the module objectives • Connect with your colleagues about this module on the online discussion boards! • Complete the module assignment
<p style="text-align: center;">3</p>	<p>Module 3: High Expectations for All</p> <p>Objectives</p> <ul style="list-style-type: none"> • Be able to explain the importance of holding high expectations for all learners. • Create an artifact that communicates high expectations to students. <p>Essential Question</p> <ul style="list-style-type: none"> • <i>How can we communicate high expectations to all of our learners so that they can thrive and succeed?</i> <p>Module Lessons</p>

	<ul style="list-style-type: none"> • Lesson 1: The Pygmalion Effect • Lesson 2: Visible Learning • Lesson 3: Communicating High Expectations <p>Activities</p> <ul style="list-style-type: none"> • Watch a short video introducing the module • Explore 2-3 resources from each lesson within the module to deepen your knowledge and understanding of the module objectives • Connect with your colleagues about this module on the online discussion boards! • Complete the module assignment
	<p>Module 4: Implicit Bias</p> <p>Objectives</p> <ul style="list-style-type: none"> • Be able to explain the role of implicit bias in how we teach, grade and discipline. • Know how to recognize and interrupt our biases to ensure we are being culturally responsive and sustaining. <p>Essential Question</p> <ul style="list-style-type: none"> • <i>How can we recognize and interrupt our implicit biases to create more equitable learning environments and experiences?</i> <p>Module Lessons</p> <ul style="list-style-type: none"> • Lesson 1: What is implicit bias? • Lesson 2: Moving beyond our biases <p>Activities</p> <ul style="list-style-type: none"> • Watch a short video introducing the module • Explore 2-3 resources from each lesson within the module to deepen your knowledge and understanding of the module objectives • Connect with your colleagues about this module on the online discussion boards! • Complete the module assignment
	<p>Module 5: Positive Perspectives of Families and Funds of Knowledge</p> <p>Objectives</p> <ul style="list-style-type: none"> • Understand common barriers that prevent parents and caregivers from forming partnerships with their schools and teachers. • Be able to design learning experiences and a classroom environment that creates a welcoming environment for families. • Design a tool that collects student funds of knowledge and learn how to use it to support learning and family involvement. <p>Essential Question</p>

	<ul style="list-style-type: none"> • <i>How can we build effective partnerships with families to ensure they feel welcome in our schools?</i> • <i>How can we use student's funds of knowledge to be more culturally sustaining in our learning environments and to create a more welcoming environment for families? How can this improve engagement and representation?</i> <p>Module Lessons</p> <ul style="list-style-type: none"> • Lesson 1: Funds of Knowledge • Lesson 2: Forming Teaching/Family Partnerships • Lesson 3: Welcoming Families into our Schools <p>Activities</p> <ul style="list-style-type: none"> • Watch a short video introducing the module • Explore 2-3 resources from each lesson within the module to deepen your knowledge and understanding of the module objectives • Connect with your colleagues about this module on the online discussion boards! • Complete the module assignment
	<p>Module 6: Windows and Mirrors</p> <p>Objectives</p> <ul style="list-style-type: none"> • Be able to incorporate the concept of windows and mirrors into instruction materials and methods to ensure inclusive and equitable learning experiences for students that enhance both engagement and representation. <p>Essential Question</p> <ul style="list-style-type: none"> • <i>How can we ensure that students see themselves in their work and learning but also appreciate and understand others?</i> <p>Module Lessons</p> <ul style="list-style-type: none"> • Lesson 1: Seeing Others Through Windows • Lesson 2: Seeing Ourselves in Mirrors <p>Activities</p> <ul style="list-style-type: none"> • Watch a short video introducing the module • Explore 2-3 resources from each lesson within the module to deepen your knowledge and understanding of the module objectives • Connect with your colleagues about this module on the online discussion boards! • Complete the module assignment
	<p>Module 7: Reshaping Curricular Choices with Student Voice</p> <p>Objectives</p> <ul style="list-style-type: none"> • Understand how to select diverse curricular materials using student input.

	<ul style="list-style-type: none"> • Know how to lead courageous conversations about difficult subjects to build empathy and understanding among learners. <p>Essential Question</p> <ul style="list-style-type: none"> • <i>How can we honor student identity and culture by providing a diverse curriculum?</i> <p>Module Lessons</p> <ul style="list-style-type: none"> • Lesson 1: Reducing Microaggressions with Diverse Curriculum • Lesson 2: Leading courageous conversations during instruction <p>Activities</p> <ul style="list-style-type: none"> • Watch a short video introducing the module • Explore 2-3 resources from each lesson within the module to deepen your knowledge and understanding of the module objectives • Connect with your colleagues about this module on the online discussion boards! • Complete the module assignment
--	---



	<p>Module 8: Reflecting</p> <p>Objective</p> <ul style="list-style-type: none"> • Set goals for implementing more universally designed, culturally sustaining practices in learning environments. • Know how to facilitate cogen groups to help create a more inclusive and diverse curriculum that helps us reflect on our practice. <p>Essential Question</p> <ul style="list-style-type: none"> • <i>Where may I have unintentionally done harm and how can I alter my teaching practices to be more culturally responsive in the future?</i> <p>Module Lessons</p> <ul style="list-style-type: none"> • Lesson 1: Using cogen dialogues to build student centered instruction • Lesson 2: Creating a habit of reflection to work toward continuous improvement <p>Activities</p> <ul style="list-style-type: none"> • Watch a short video introducing the module • Explore 2-3 resources from each lesson within the module to deepen your knowledge and understanding of the module objectives • Connect with your colleagues about this module on the online discussion boards! • Complete the module assignment
---	--