



# Building Success with MTSS

Facilitated Virtual Learning Institute | 45 continuing education hours

September 2024 - April 2025

## Course Designer & Facilitator



Katie Novak, Ed.D.

<https://bit.ly/m/NovakEducation>

Katie Novak, Ed.D. is the Founder and Executive Director of Novak Education, is an internationally renowned education consultant, a practicing leader in education, and author of 14 books published by CAST Professional Publishing, Corwin, Routledge and IMPress. Katie designs and presents workshops both nationally and internationally focusing on the implementation of Universal Design for Learning (UDL) and universally designed leadership.

## Course Description

A Multi-Tiered System of Support (MTSS) is essential to building an inclusive and equitable school system. A strong MTSS requires us to consider how we lead, share responsibility, collaborate, build community, provide professional learning, choose high-quality curriculum, allocate resources, and more. It also requires us to provide an accessible Tier 1 education for all learners. Simply put, we cannot “intervention” our way out of a weak Tier 1 foundation. Through this course, we will explore what MTSS is and explore concrete action steps that can transform systems that do not serve our educators or our learners. We will explore how to create a vision and theory of action to drive MTSS, and dive into scheduling, professional learning, tiered interventions, and data-based decision making as means for improving the outcomes of our learners.

## Course Objectives & Learning Outcomes

- Explore and understand what MTSS is and how it is different from RTI
- Dive into the system drivers that build multi-tiered system of support
- Examine current systems to determine what components of an MTSS are in place and what is not yet in place
- Create visions, theories of actions, and planning models to support both students and educator learning
- Unpack current systems and learn best practices for becoming more equitable and inclusive in our learning environments

## Text

[\*In Support of Students: A Leader's Guide to Equitable MTSS\*](#). Novak, Katie; Rodriguez, Kristan. Wiley. 2023

Available in audiobook, paperback, or ebook. For group rates, contact Victoria Finley - [vfinley@wiley.com](mailto:vfinley@wiley.com).

All other materials are freely linked within the course.

## Graduate Level Professional Development Credits

You have the option to receive 3 graduate level professional development credits with successful completion of the course. Once your team is registered, you will be sent a separate link to register individually for the sessions as well as the option to register for 3 graduate level professional development credits from the school of your selection: University of Massachusetts Global or Teachers College of San Joaquin.

## Course Requirements

This course requires participants to be engaged and prepared for each and every assignment. The course will be offered online yet district groups and individuals will have the opportunity to communicate with fellow participants and the instructor through Canvas discussion boards as well as through monthly synchronous sessions. Participants will be expected to pass in work by the due date, but will also be given the opportunity to revise and improve upon their work (just as students in their class should be given the same respect using the UDL framework).

## Synchronous Sessions

One-hour synchronous sessions will be held monthly. If you are unable to attend a session, the recording and all applicable documents will be shared following the meeting. Synchronous sessions will take place once a month from September 2024 through April 2025.

### 2024 - 2025 Sessions with Katie Novak and K.C. Knudson

Time: 12:00 pm ET - 1:00 pm ET

- September 16, 2024
- October 7, 2024
- November 4, 2024
- December 2, 2024
- January 13, 2025
- February 10, 2025
- March 10, 2025
- April 14, 2025




# Assignment Submission

Assignments should be submitted by the designated due dates/times as outlined within Canvas. Extensions will be granted if you contact the instructor before the due date. Students will be provided with the option to resubmit assignments to improve their practice, and enhance their learning. All work should be your own - when you reference other's work or research, make sure to use proper citations.



## Evaluation & Grading Policy

**Assignments/Discussions** will be graded based upon the following rubric:

Assignments will be an opportunity to bring together everything you have learned within a module. **Create** an amazing product or post to share with your **network!** Take a **risk** and share your learning in a new way - lots of options and choices available! I will provide feedback on a single-point rubric. Learn more about [universally designed rubrics here](#).

 <b>Killing it!</b> Evidence of going above and beyond answering the essential question	 <b>You Got This!</b> The target/goal criteria	 <b>Almost There!</b> Evidence of working toward answering the essential question
	Product is an original creation that: <ul style="list-style-type: none"><li>• models an understanding of MTSS and UDL</li><li>• clearly cites evidence from the module so it's clear how the module and live sessions impacted learning about MTSS and district/school practices</li><li>• is clearly organized and accessible to multiple stakeholders</li></ul>	

# Course Modules

MODULE	Topics
	<p><b>Module 1: What is MTSS?</b></p> <p><b>Objectives</b></p> <ul style="list-style-type: none"><li>• Understand the components of a multi-tiered system of support</li><li>• Learn how MTSS and RTI are different</li><li>• Evaluate what components of an MTSS are currently in place in your system</li></ul> <p><b>Essential Question</b></p> <ul style="list-style-type: none"><li>• <i>What is a multi-tiered system of support and what components are already in place in our system?</i></li></ul> <p><b>Activities</b></p> <ul style="list-style-type: none"><li>• Explore resources from each module lesson<ul style="list-style-type: none"><li>○ Lesson 1: What is MTSS?</li><li>○ Lesson 2: How are MTSS and RTI Different</li><li>○ Lesson 3: UDL and Tiered Supports</li></ul></li><li>• Assignment: Complete the MTSS Self-Assessment as a district team.</li></ul>
	<p><b>Module 2: Creating a Vision for Inclusive and Equitable Practice</b></p> <p><b>Objectives</b></p> <ul style="list-style-type: none"><li>• Create a vision and theory of action to guide implementation of MTSS in your district.</li></ul> <p><b>Essential Question</b></p> <ul style="list-style-type: none"><li>• <i>How can a district-wide vision and theory of action help guide the implementation of MTSS?</i></li></ul> <p><b>Activities</b></p> <ul style="list-style-type: none"><li>• Explore resources from each module lesson<ul style="list-style-type: none"><li>○ Lesson 1: Inclusive Practice for Equity</li><li>○ Lesson 2: Communicating High Expectations for All</li><li>○ Lesson 3: Vision Statements and Theories of Action to Guide the Work</li></ul></li><li>• Assignment: Create a district-wide vision statement and theory of action grounded in inclusive and equitable practice.</li></ul>

# 3

## Module 3: MTSS Action Planning

### Objectives

- Review your existing Action Plan through the lens of MTSS and begin incorporating changes that can help transform your system.
- Set expectations for implementation of MTSS by exploring implementation science

### Essential Question

- *Does our existing action plan meet the needs of all learners? How can we begin to incorporate systems changes to ensure all learners have equitable access to high-quality grade-level learning?*

### Activities

- Explore 2-3 resources from each lesson to deepen your learning
  - Lesson 1: Implementation Science and Planning
  - Lesson 2: Technical vs Adaptive Changes
  - Lesson 3: Strategic Planning for Inclusion & Equity
- Assignment: Complete an action plan review protocol.

# 4

## Module 4: Safe & Supportive Learning Environments for All

### Objectives

- Explore how different leadership styles influence change and outcomes.
- Understand why it is important to create an adult learning culture in your district and schools.

### Essential Question

- *How can I, as a leader, build an environment where teachers feel supported and like they can learn and grow?*

### Activities

- Explore 2-3 resources from each lesson to deepen your learning
  - Lesson 1: Effective Leadership Practices
  - Lesson 2: Creating a Culture of Adult Learning
- ACTIVITY: Create a plan for creating and maintaining a district culture where educators feel heard and valued so that they can grow and thrive.

# 5

## Module 5: Unpacking Leadership Drivers

### Objectives

- Understand the importance of shared responsibility & collaboration.
- Discuss the impact of resource allocation on MTSS
- Explore why student, family and community engagement are critical to success

### Essential Question

- *How can I leverage my resources to ensure that students have access to equitable learning environments?*
- *What can I do to ensure that the system is built with the people it serves at the forefront?*

### Activities

- Explore 2-3 resources from each lesson to deepen your learning
  - Lesson 1: Shared Responsibility & Collaboration
  - Lesson 2: Resource Allocation
  - Lesson 3: Student, Family, and Community Engagement
- Assignment:
  - Create a survey tool to help gather input from students, community members, or families that will help inform your strategic planning.  
OR
  - Examine your school schedule and determine what changes you could implement in order to lead to more inclusion and equity in your district.



## Module 6: Unpacking Competency Drivers

### Objectives



- Understand how to support teachers in becoming more inclusive and equitable in their learning design and instruction?

### Essential Question

- *How can we design professional learning, and create feedback loops, so that teachers can effectively implement new practices that are more inclusive and equitable?*

### Activities

- Explore 2-3 resources from each section lesson to deepen your learning (2-3 hours)
  - Lesson 1: Staffing Considerations
  - Lesson 2: Professional Development & Faculty Meetings
  - Lesson 3: Feedback & Evaluation
- Assignment:
  - Create a professional learning plan that will help build internal capacity for Universal Design for Learning.
    - OR
  - Create an observation and feedback tool you can use to help teachers understand their strengths and weaknesses and how they can improve their practice.  
OR

	<ul style="list-style-type: none"> <li>○ Create a staff recruitment and onboarding plan to ensure that new staff members have the skills necessary to create equitable and inclusive learning environments.</li> </ul>
	<p><b>Module 7: Unpacking Implementation Drivers</b></p> <p><b>Objectives</b></p> <ul style="list-style-type: none"> <li>● Dive into tiered interventions for academic, behavioral, and social-emotional learning</li> <li>● Understand how we can use small and big data to guide decision making both inside and outside the classroom</li> <li>● Learn how to identify high-quality curriculum and instruction</li> </ul> <p><b>Essential Question</b></p> <ul style="list-style-type: none"> <li>● <i>How do implementation drivers help create a system that supports inclusive and equitable practice for all learners?</i></li> </ul> <p><b>Activities</b></p> <ul style="list-style-type: none"> <li>● Explore 2-3 resources from each section lesson to deepen your learning <ul style="list-style-type: none"> <li>○ Lesson 1: Evidence-Based Practices for Tiered Interventions</li> <li>○ Lesson 2: Implementation Fidelity &amp; Progress Monitoring</li> <li>○ Lesson 3: Data-Based Decision Making</li> <li>○ Lesson 4: Choosing High-Quality Curriculum</li> </ul> </li> <li>● Take the module assessment to assess what you learned and to move on to the next module.</li> <li>● Assignment: <ul style="list-style-type: none"> <li>○ Draft a data-cycle and review plan that you can use to provide tiered interventions to struggling learners. <ul style="list-style-type: none"> <li>■ OR</li> </ul> </li> <li>○ Conduct a curriculum review for one grade level or subject area and provide a reflection of what you learned.</li> </ul> </li> </ul>
	<p><b>Module 8: Looking Forward to Next Year</b></p> <p><b>Objectives</b></p> <ul style="list-style-type: none"> <li>● Reassess where you are as a district in terms of MTSS implementation</li> <li>● Begin planning for next year by building upon the work created throughout this course</li> </ul> <p><b>Essential Question</b></p> <ul style="list-style-type: none"> <li>● How can we communicate our growth and set intentions for continued improvement through reflection and ongoing feedback loops?</li> </ul> <p><b>Activities</b></p> <ul style="list-style-type: none"> <li>● Explore 2-3 resources from each section lesson to deepen your learning</li> </ul>

	<ul style="list-style-type: none"><li>○ Lesson 1 - The Power of Reflection</li><li>○ Lesson 2 - Sharing successes and next steps</li><li>● Assignment: Reflect as a team on what you learned this year. Think about where you started and where you ended up. What are you proud of? What are your next steps? Consider how you can share this reflection with stakeholders from your school or district.</li></ul>
--	---