


The Path to Clearer Learning Intentions

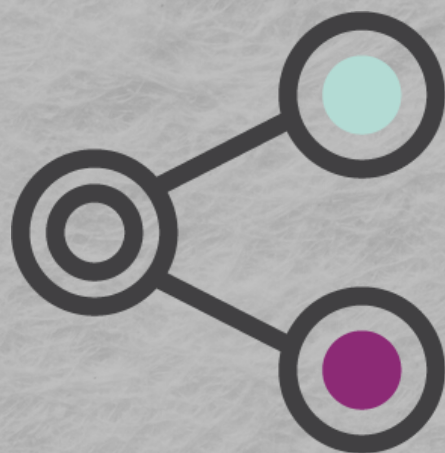
SHARE THE LEARNING INTENTION

Provide an opportunity for each student to review it individually (whether on the computer, in a handout, etc.) and on the board.




BREAK IT DOWN

Talk through it to ensure learners understand the goal(s)



MAKE IT "STUDENT-FRIENDLY" & DIGESTIBLE

Circle words that may be hard to understand, discuss them with your students, ask them for words they understand, and annotate in student-friendly language.



REVISIT AND ANALYZE

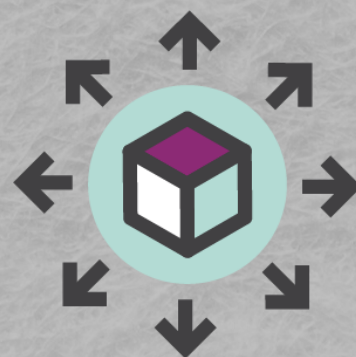
Revisit those "circled words" and ask your class for another word that could be used in its place. Write it down and put it on a post-it note beside the circled word.



This is a fun way to analyze terms within the learning goals by connecting with your students using vocabulary and dialogue they are comfortable with, while building knowledge and vocabulary.

RECONTEXTUALIZE

If the "circled" words are used in another context, like in a math goal or ELA goal, circle back to the definition of that term and define what it means in that context, then add a post-it note next to that learning intention



BE CONSISTENT

Review those learning targets every single day and the meaning of the words too. Our students are still learning what the words mean so their brains must make the connection between the circled word and their "kid-friendly" definition.